

Plotting Points

A) Plot each point on the coordinate grid.

1) T(3, 3)

2) S(1, 8)

3) H(2, 8)

4) E(6, 2)

5) R(5, 4)

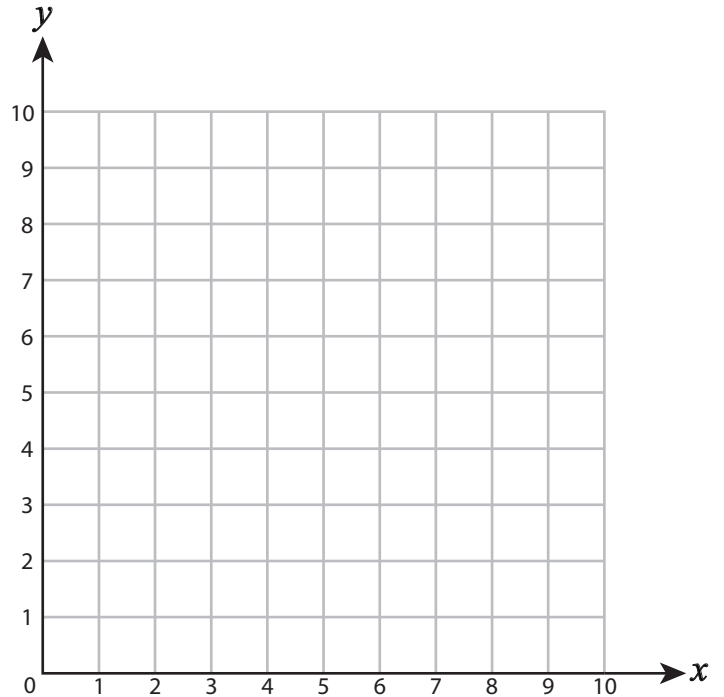
6) L(7, 6)

7) M(3, 1)

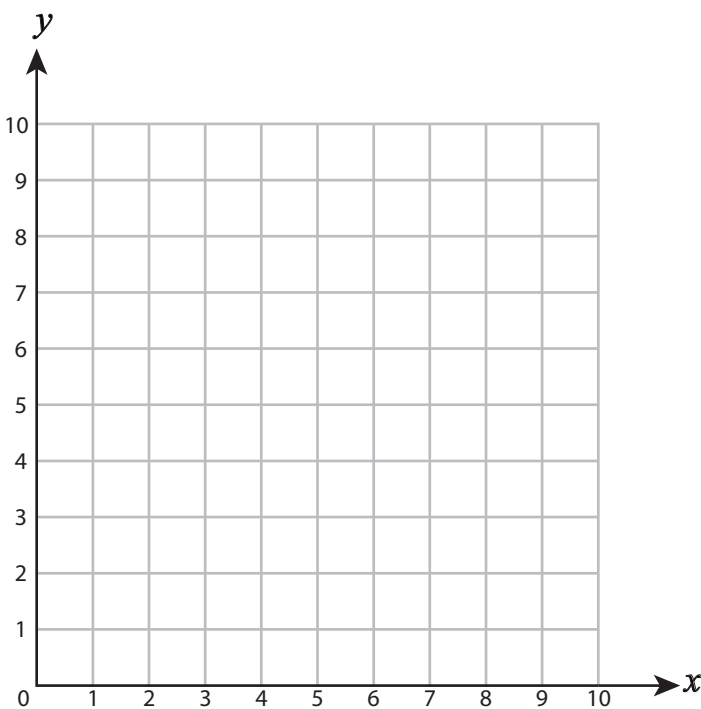
8) V(9, 5)

9) P(7, 1)

10) A(4, 7)



B) Draw each shape on the coordinate grid.



11) Draw ○ at (3, 1)

12) Draw ☆ at (4, 5)

13) Draw □ at (1, 7)

14) Draw △ at (3, 5)

15) Draw □ at (8, 2)

Answer Key

A) Plot each point on the coordinate grid.

1) T(3, 3)

2) S(1, 8)

3) H(2, 8)

4) E(6, 2)

5) R(5, 4)

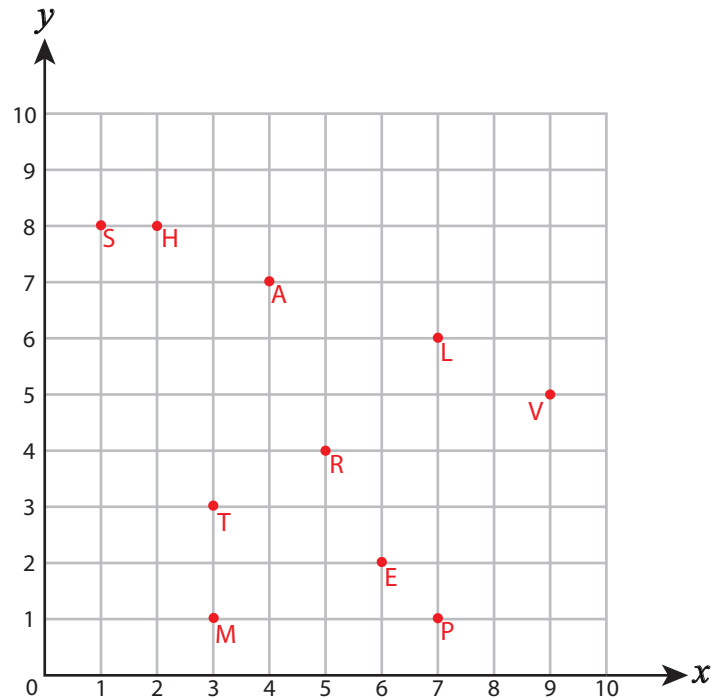
6) L(7, 6)

7) M(3, 1)

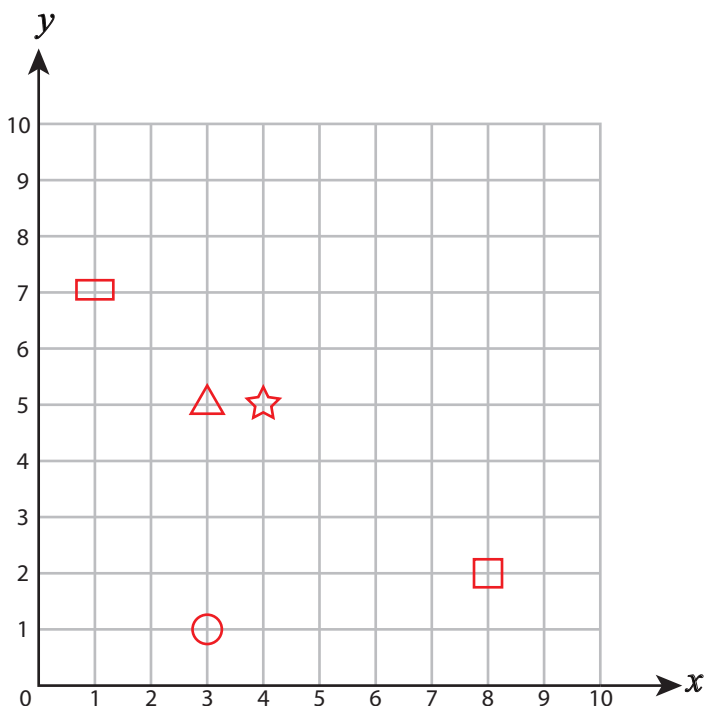
8) V(9, 5)

9) P(7, 1)

10) A(4, 7)



B) Draw each shape on the coordinate grid.



11) Draw ○ at (3, 1)

12) Draw ☆ at (4, 5)

13) Draw □ at (1, 7)

14) Draw △ at (3, 5)

15) Draw □ at (8, 2)